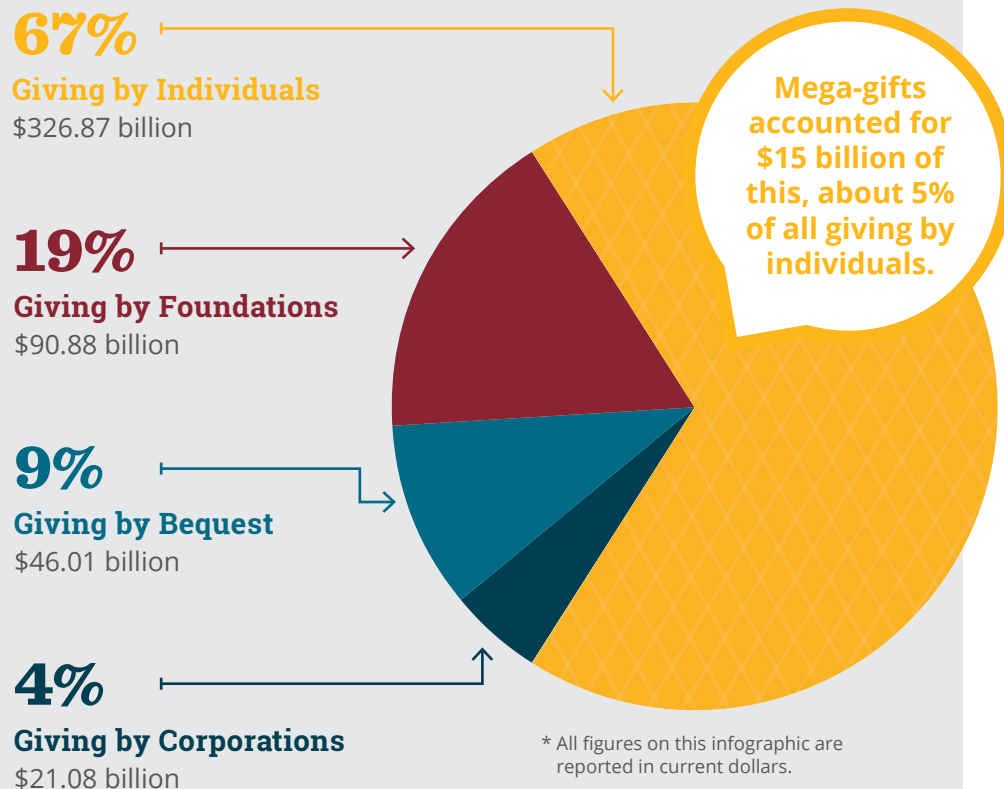


# In 2021, Americans gave **\$484.85 BILLION** to charity

**NEW WAYS OF GIVING ARE INCREASINGLY POPULAR: DONOR ADVISED FUNDS AND OTHER PLANNED GIVING TOOLS ARE KEY.**











## Where did the generosity come from?\*

CONTRIBUTIONS BY SOURCE (by percentage of the total)



## Where did the charitable dollars go?

CONTRIBUTIONS BY DESTINATION (by percentage of the total)

-  **27% to Religion**  
\$135.78 billion (increase over 2020)
-  **14% to Education**  
\$70.79 billion (decrease from 2020)
-  **13% to Human Services**  
\$65.33 billion (increase over 2020)
-  **13% to Grant-Making Foundations**  
\$64.26 billion (increase over 2020)
-  **11% to Public-Society Benefit**  
\$55.85 billion (increase over 2020)
-  **8% to Health**  
\$40.58 billion (increase over 2020)
-  **5% to International Affairs**  
\$27.44 billion (flat to 2020)
-  **5% to Arts, Culture & Humanities**  
\$23.50 billion (increase over 2020)
-  **3% to Environment/Animals**  
\$16.32 billion (increase over 2020)
-  **2% to Individuals**  
\$11.74 billion (decrease from 2020)



Gross domestic product increased 10.1%, positively impacting **corporate giving.**



**Arts, Culture & Humanities** grew 27.5%, bolstered in part by the return to in-person activities.